



Candle-Power CP12

Category

F2) LED - Constant Current

Description

Candle-Power is an LED dimmer designed to control high power LED devices such as those available from Lumileds and Cree



Mechanical

- Housing: DIN Rail Case (Extended Height)
- Material: Lexan Plastic - UL94-V0 rated
- Overall Dimensions: 159mm (W) x 95mm (H) x 73.5mm (D)
- Mass: up to 0.25kg (depending on number of modules)
- Mounting: DIN Rail (35mm) or Surface Mount
- Country of Manufacture: United Kingdom

Power & Electrical

- Input Voltage: 15 to 48 VDC
- Input Connector: (1) 6-pin screw terminal
- Input Power (max): 440W
- Duty Cycle: 80% @ 25°C
- DC fuse: internal resettable fuse for control electronics
- Earth/Shield connector: (4) 1-pin screw terminal

Environmental

- Operating Temperature: 0°C to 40°C
- Storage Temperature: -10°C to +50°C
- Operating Relative Humidity (max): 80% Non-Condensing
- IP Rating: IP20 Indoor Use Only
- Certification: CE FCC, WEEE, RoHS
- Warranty: 2 Year (Return to Base)

Sensors & Indicators

- External sensor: Temperature
- Internal sensor: Temperature & Voltage
- Sensor connection: (4) 2-pin screw terminal sensor input
- LED indication: Power / DMX / Sensor fault

DMX512 Input

- Protocols: DMX512, DMX512 (1990), DMX512-A, RDM V1.0 (E1.20 - 2006 ESTA Standard)
- Input mode: non-isolated
- Input ESD protection: 15 kV
- Connections: (1) 3-pin screw terminal DMX Input; (1) 4-pin Screw Terminal DMX Loop

RDM

- Configuration: start address
- Data: Lamp hours, lamp strikes, footprint, temperature sensor (int. & ext), voltage sensor

Constant Current Outputs

- Voltage: As input
- Protection: Short circuit & open circuit
- Current: module dependent
- Modulation: Asymmetric frequency modulation (3 kHz)
- Current regulation frequency: 330 kHz
- Connection: (4) 4-pin screw terminal RGB common anode output

Ordering Info

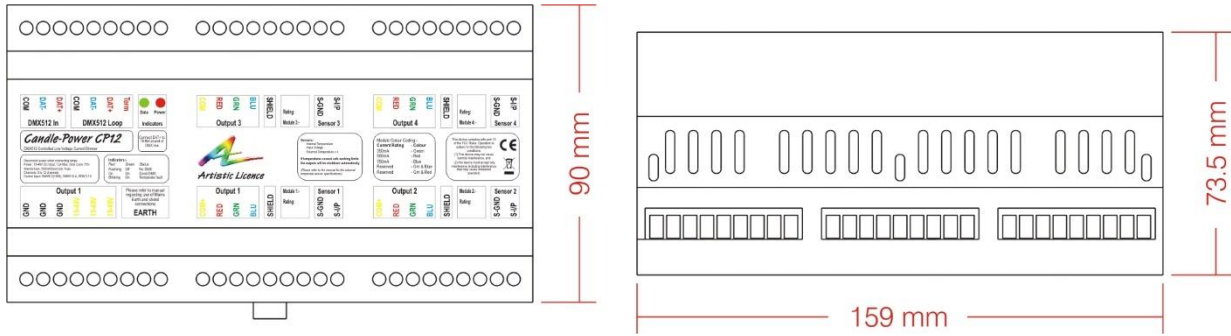
Product Code: CP12-xx-yyy mA

Package contents: CP12 product, user guide

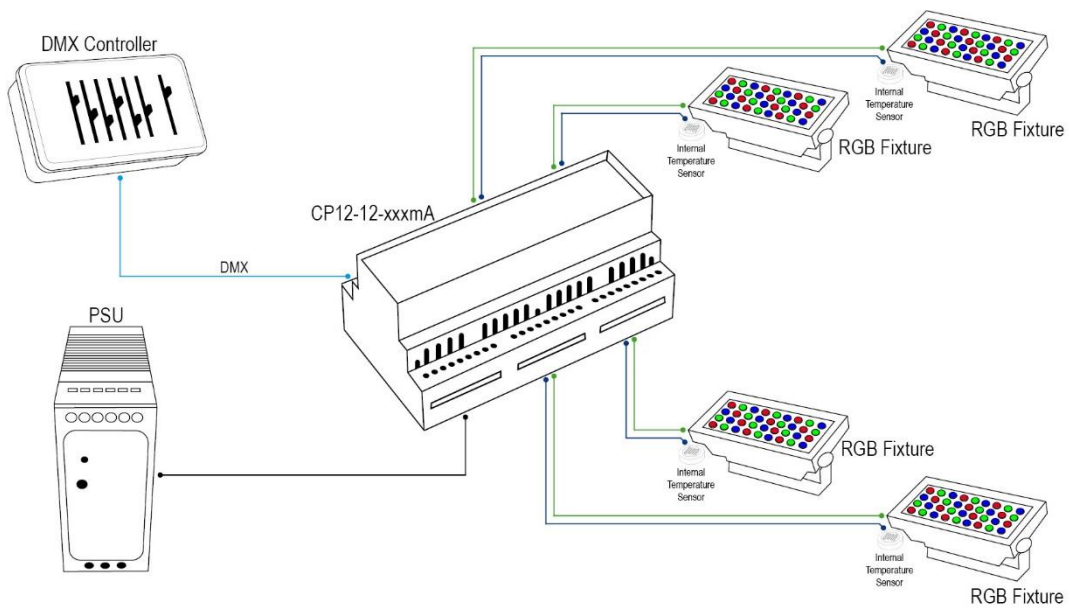
Accessories (not included): PSU-48-10-DR



Mounting Drawing



Application Drawing



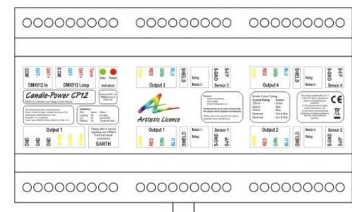
Artistic Licence Engineering Ltd

Studio 1, Spectrum House
32-34 Gordon House Road
London, NW5 1LP
United Kingdom

Telephone +44 (0)20 8863 4515
Fax +44 (0)20 8426 0551
Email: Sales@ArtisticLicence.com
www.ArtisticLicence.com

Customer support and knowledge base:
www.ArtisticLicence.com/support.html

All products are covered from date of purchase by a two-year return to base warranty.



Due to our policy of continuing product improvement, specifications are subject to change without notice.

Artistic Licence

Candle-Power CP12